


GROSS MOTOR ACTIVITY

STRAW MAZE

By Eunice & Tamara

What you need:

- A pompom or a small plastic ball
- Paper tape or anything to make a maze path with
- Straw



Steps:



1.





2.



3.

1. Use paper tape to create the path in the maze.
2. Place the pompom at the start of the maze.
3. Use a straw to blow air on the pompom to make it move.



HOW TO DO THE STRAW MAZE ACTIVITY FOR GROSS MOTOR PLAY:

- Make the maze path on the floor for more movement.
- Play with a friend or a family member for an exciting race!
- Blow through the straw hard or more softly to control how the pom-pom moves.