




Stamping Shapes

What you need:

- Paints
- Small Bowls
- Blocks (different shapes)
- White paper



Steps:



1, 2, 3. Dip one side of the blocks with paint, choosing a colour to go with each shaped block. Use the block as a stamp to make patterns on the white paper.



4, 5. Encourage your child to use the block “stamps” to create paint artwork that expresses their ideas. Be creative! Talk about what each shape creates in their art, and what colors are used.