



Stacking Beads

by Mary and Manpreet

☐ What you need:


- Wooden or plastic beads
- Thin straws
- Foam or Styrofoam
- Knife to make holes in the foam **(For Adult Use Only)**




☐ Steps:




1: Place straws into the holes that you made.



2: You are now ready to start placing the beads on the straws.



3: This is how to place the beads on the straws.



4: Try using different sized and shaped beads to create patterns.

Suggestion: Try counting how many beads are on each straw and counting by colour to practice math skills.