



BURNABY
FAMILY LIFE
A PLACE TO GO... A PLACE TO GROW!

Q-Tip Number Tracing

Math Activity




1 2 3 4 5
6 7 8 9 0

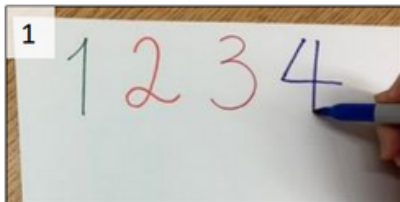


Q-Tip Number Tracing

What you need



- Q-tips
- Paints
- Palette
- Markers



Steps




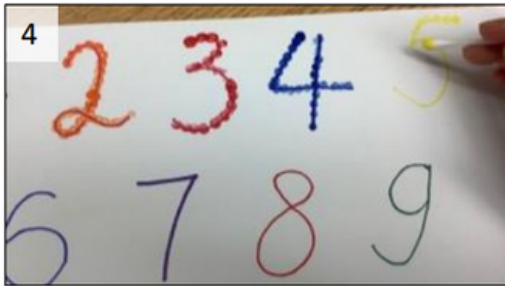
1. Write down numbers on the paper with different coloured markers

2. Pour out some paints onto a palette. Dip a Q-Tip into one of the paints

3. Place the tip of the dipped Q-Tip on the written number, making dots to trace along it



Q-Tip Number Tracing



Steps

4. Dip a new Q-Tip into other colours, and trace other numbers written in marker as well

5. By tracing the numbers, you and your child can practice counting together and talk about the colours being used. You could ask questions such as, "What colour is 3?"

