



BURNABY  
FAMILY LIFE  
A PLACE TO GO... A PLACE TO GROW!


# Picture Matching Memory Game Math Activity






# Picture Matching Memory Game

## What you need




- White Paper
- Scissors
- Pencil Crayons

## Steps



1, 2, 3. Cut out the white paper into small rectangles to form cards. Draw the same drawing twice on two papers



# Picture Matching Memory Game



4, 5. Shuffle the paper cards and arrange them face down on a flat surface. With your child, try to find all of the matching pairs



6, 7. Collect as many as you can and try to remember what shapes you still have to look for with your child!

