



## Pom-pom Pipelines


### Steps:

### What you need:

- Pom-poms
- Scissors
- Large Container
- Masking Tape
- Paper Towel Tubes



1, 2, 3. Using masking tape, tape the paper towel tubes along the wall to create a path. Cut the paper towel tubes according to the size you and your child need.



4, 5. Place a large container at the bottom end of the “pipeline”. Drop the pom-poms through the tubes, and watch as they follow the path to drop into the container. Change the paths with your child and see how fast or slow the pom-poms reach the end!