



BURNABY  
FAMILY LIFE  
A PLACE TO GO... A PLACE TO GROW!

# Homemade Puzzle

## Math Activity





# Homemade Puzzle

## What you need

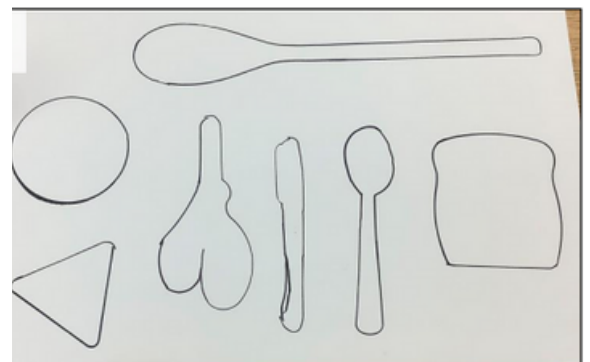




- Household items
- Paper
- Marker


## Steps

1, 2. Place the household items you have chosen on the paper, then trace the outline of these items with a marker

3. Once you've completed tracing, take the items off the paper, and you now have the outlines



# Homemade Puzzle



## Steps

4, 5. Place the household items next to the paper. Encourage your child to "match" the items with the right shapes

Try this: - Place the household items back where they belong, and encourage the children to find them. They can try and match the right items to the paper




Photo from:

[https://www.cbc.ca/parents/play/view/play\\_date\\_idea\\_homemade\\_shape\\_puzzle?epik=dj0yJnU9VWFGZ0ttWkRyTWRIYVM0WEhjazBnNE5yQWI6WWV0UmgmCD0wJm49UUxhYUozY19YcloyRUo2aFFVlc3QSZ0PUFBQUFBFR0FScnRN](https://www.cbc.ca/parents/play/view/play_date_idea_homemade_shape_puzzle?epik=dj0yJnU9VWFGZ0ttWkRyTWRIYVM0WEhjazBnNE5yQWI6WWV0UmgmCD0wJm49UUxhYUozY19YcloyRUo2aFFVlc3QSZ0PUFBQUFBFR0FScnRN)

