

MATH ACTIVITY

Follow the patterns


By Tamara & Eunice

What you need


- Sticks or Pipe cleaner
- Marker
- Scissors
- Ruler
- White paper






Steps:



1. With a marker and ruler, draw out the shape and/or pattern onto each white paper.



2. Draw a variety of shapes and/or patterns.



3, 4, 5. For each shape and/or pattern, use the sticks or pipe cleaners with your child to recreate them. Cut the sticks or pipe cleaners if you need to.