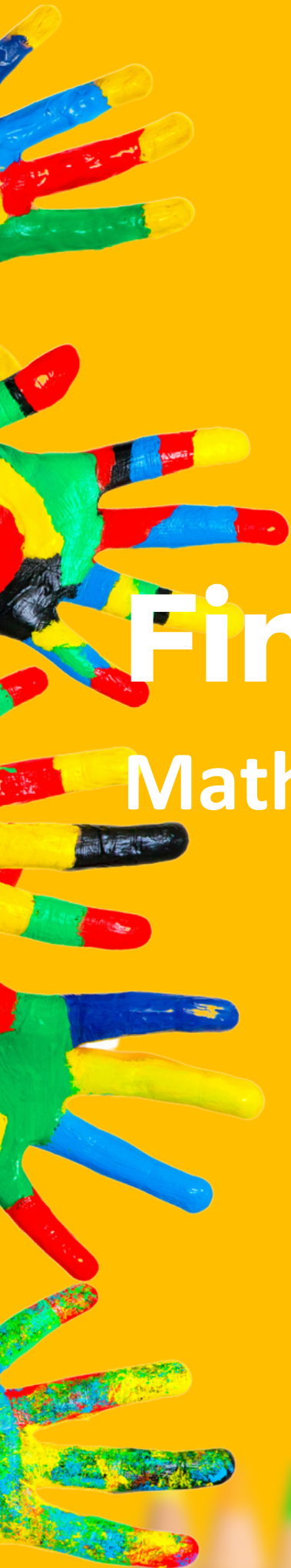




BURNABY
FAMILY LIFE
A PLACE TO GO... A PLACE TO GROW!

Finding Colour

Math Activity










**BURNABY
FAMILY LIFE**
A PLACE TO GO... A PLACE TO GROW!

Finding Colour

What you need



- Clothespins
- Glue
- Scissors
- Color Paint Samples




1. Collect some color paint samples (for free) at a Home Improvement Store (ex. Home Depot, Rona...)

2. Cut out a thin strip from each colour

3. Apply glue onto the strip and paste it onto the clipping end of a clothespin

4. Make sure to paste it onto the clipping part of the clothespin, so that it appears on top of the paint sample

Steps






**BURNABY
FAMILY LIFE**
A PLACE TO GO... A PLACE TO GROW!

Finding Colour



With your clothespins prepared, have another set of the same paint samples to clip them on to

Match each clothespin to the correct colour paint sample



Try with your child:

- Saying the names of the colours: ex. "This is pink, and this is yellow!"
- Talk about how there are shades of colour: ex. "This is light green, and this is dark green!"

