


ALPHABET ACTIVITY


By Eunice & Tamara


❑ What you need:

- Alphabet Worksheets
- Bingo markers OR Buttons
OR Decorative Tissue OR
Pom-poms




Print the Alphabet Template and use materials you want to show the letters. Introduce your child to the alphabet with this fun, creative activity!





Try using many different things to make the letters. You can write, draw, or paint. You can use tissue paper, buttons, or you and your child's fingerprints too.



You can get the **Alphabet worksheets under "Alphabet" on our resource website.