



BURNABY  
FAMILY LIFE  
A PLACE TO GO... A PLACE TO GROW!

# Farm Animals


## Math Activity






# Farm Animals

## What you need





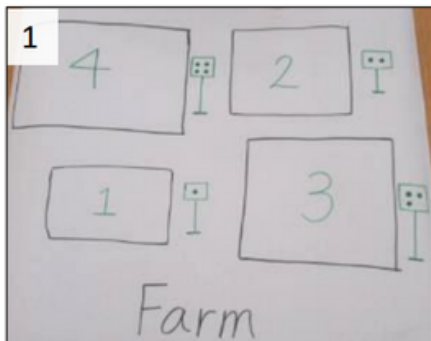
- Farm Animal Figures
- Markers
- White paper

## Steps



1. Using one of the markers, draw out 4 rectangles and label them as shown in the photo above


2, 3. With your child, place the correct number of animal figures in each rectangle. Make sure you have the right number for each kind of animal





# Farm Animals

## Steps



4, 5. While the animals are placed in the matching number rectangle, talk about the type of animal in each rectangle. Ask your child about the sounds they make. You can also try counting up with your child as you place each animal into the rectangle

