



**BURNABY
FAMILY LIFE**
A PLACE TO GO... A PLACE TO GROW!


Duplo Patterns

Math Activity



Duplo Patterns

What you need





- Ruler
- White Construction Paper
- Black Pen or Pencil
- Crayons
- Lego or Duplo Blocks

Steps



1, 2. Using a ruler and a pencil, draw a rectangle and divide it into equal pieces. Then shade in each of the pieces in different colours



3. Repeat this while dividing the rectangle into various numbers of pieces and shading the pieces in different colour combinations






Duplo Patterns

Steps



4, 5. Using the lego duplo blocks, match the same coloured blocks to the colours on the rectangle. Stack them on top of each other to recreate it!



6. Make lots of different patterns with your child, and talk about the order of the colours, and what colours are being used

