




## MATH ACTIVITY

### COUNTING DOTS AND MATCHING NUMBERS

By Eunice & Tamara

#### ❑ What you need:

- Pen or Marker
- Scissors
- White and coloured construction paper



1. Cut both white and coloured construction paper into squares.



2. Write a number on the white paper, from one to ten.

3. Draw the dots on the coloured paper. Match the number of dots to the number on the white paper.

4.



4. Group the dot papers by their colour.

5. Match the dot papers to the number papers.

\*When you are done, count the numbers with your child!

\*Parent could ask:

**“What number is this?”**

**“Let’s find where there are 5 dots.”**

**“Let’s count how many dots you have.”**

5.

