




BURNABY
FAMILY LIFE
A PLACE TO GO... A PLACE TO GROW!

Counting Pompom Math Activity



Counting Pompom


What you need



- A Marker or Pen
- Baking cups (Paper)
- A Small bowl
- Pompoms
- Tongs


Step 1:

Write a different number on each baking cup.




Step 2:

Put the numbered baking cups next to the bowl of pompoms.




Step 3:

Put the right number of pompoms into each baking cup.




Step 4:

You and your child can also place pompoms in front of the baking cups to look at the numbers.



Counting Pompom



Step 5:

You and your child can also place pompoms in front of the baking cups to look at the numbers.



You can do this with older children :
Addition and Subtraction

