



BURNABY
FAMILY LIFE
A PLACE TO GO... A PLACE TO GROW!

Counting Dots and Matching Numbers

Math Activity








Counting Dots and Marching Numbers

What you need

- Pen or Marker
- Scissors
- White and coloured construction paper

Steps

1. Cut both white and coloured construction paper into squares
2. Write a number on the white paper, from one to ten.
3. Draw the dots on the coloured paper. Match the number of dots to the number on the white paper





Steps

4. Group the dot papers by their colour
5. Match the dot papers to the number papers

*When you are done, count the numbers with your child! *Parent could ask: "What number is this?" "Let's find where there are 5 dots." "Let's count how many dots you have."

