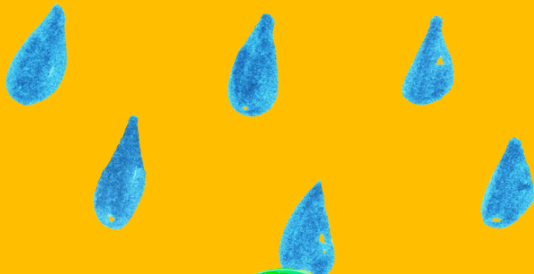





BURNABY
FAMILY LIFE
A PLACE TO GO... A PLACE TO GROW!

Cloud Counting & Adding



Math Activity





Cloud Counting & Adding

What you need





- Scissors
- Glue
- Blue and White Construction Paper
- Black Marker
- Blue paint

Steps



1, 2. Draw cloud shapes onto sheets of blue construction paper and cut them out

3. Apply glue on one side of the cut out cloud shapes, then glue the clouds onto a large sheet of construction paper



For more home activity ideas, resources and information about our free programs, visit bflgrowscommunity.org. We are grateful to our partners at MOSAIC and Burnaby School District LINC for their support of these resources for families.





Cloud Counting & Adding

Steps

4, 5, 6. Write down simple sums onto the cloud shapes, addition problems that add up to single digit numbers. With your child, dip your fingers into the paint and add the numbers by painting the right number of "raindrops" onto the paper

