


ART ACTIVITY

Sidewalk Chalk Paint


By Eunice

Steps:




What you need:


- Corn starch
- Water
- Grater
- Sidewalk Chalk
- Paint Brush
- Cup or Bowl
- Muffin Tray or Bowl



1. Put 2-3 tablespoons of corn starch into a bowl.
2. Add 4-6 tablespoons of water into the bowl, then mix.
3. Grate a stick of sidewalk chalk with a grater.



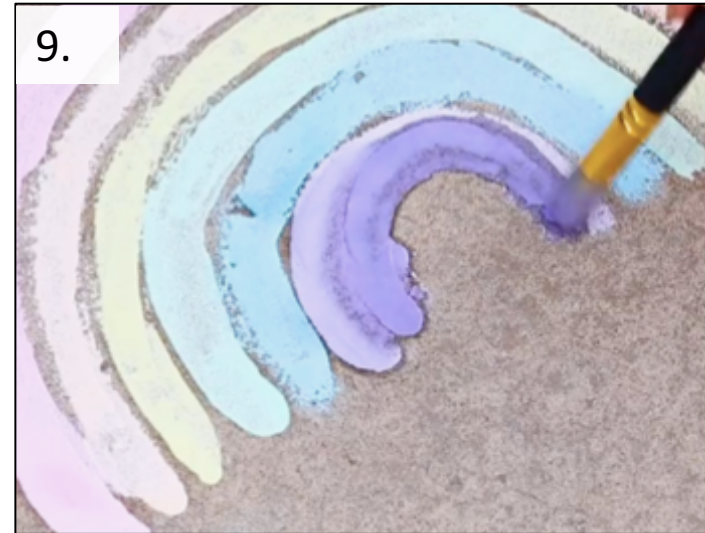
4&5. Pour the grated sidewalk chalk into the corn starch and water mixture.
6. Stir in the grated chalk. You can add more water if it is too thick.



7. Pour in the chalk, water, and corn starch mixture into a muffin tray or any empty bowl.



8. Dip the paintbrush into the tray.



9. Create colorful art with your sidewalk chalk paint!