



# Castanets

## Materials


- Paper plate
- Buttons  
(2-8pieces)
- Glue
- Colored paper




To do:  
Glue colored paper to the plate



Fold the paper plate in half  
and glue green paper on top and glue  
eyes



Glue buttons inside the plate



# Tap the plate!

