



BURNABY
FAMILY LIFE
A PLACE TO GO... A PLACE TO GROW!

Cardboard Puzzle


Math Activity





Cardboard Puzzle

What you need



- Thin Cardboard Boxes (from groceries)
- Pen
- Scissors
- Ruler


Steps



1. Cut out flat rectangles or squares from some thin cardboard boxes

2. Using a ruler and a pen, draw horizontal lines down the cardboard to follow when cutting

3. Using the scissors, cut along the lines drawn with the pen to make cardboard puzzle pieces






**BURNABY
FAMILY LIFE**
A PLACE TO GO... A PLACE TO GROW!

Cardboard Puzzle

Steps



4, 5. Using a ruler and a pen, draw various lines on the cardboard to follow when cutting. Scramble the cardboard puzzle pieces to make it a challenge

6, 7. Put together the puzzle pieces with your child to form the rectangle/square cardboard sheet back together

