



Cloud Counting and Adding

☐ What you need :

- Scissors
- Glue
- Blue and White Construction Paper
- Black Marker
- Blue paint






☐ Steps:



1, 2. Draw cloud shapes onto sheets of blue construction paper and cut them out.

3. Apply glue on one side of the cut out cloud shapes, then glue the clouds onto a large sheet of construction paper.



4, 5, 6.

Write down simple sums onto the cloud shapes, addition problems that add up to single digit numbers.

With your child, dip your fingers into the paint and add the numbers by painting the right number of “raindrops” onto the paper.