

Bean Planting

□ Steps:

□ What you need :

- Glass jar
- Bean
- Water
- Paper towel
- Pot with dirt







1, 2. Fold a paper towel so that it fits in the jar and pour water until it gets wet.



3. Place a bean on the wet paper towel, then set the jar on the counter to look at.

4, 5, 6, 7, 8. Check the bean each day to see how the bean changes!



9. Transfer the seedling into dirt to see how the bean grows more into a plant of its own.

