




ART ACTIVITY

Mondrian Inspired Art

By Eunice & Tamara

Steps:




What you need:


- Glue
- Scissors
- Primary Coloured (red, yellow, blue) and Black Paper
- White construction Paper

1. Cut primary coloured square and rectangle paper and put it on the white paper.


2. Glue the coloured papers you want on the white paper.



3. Cut strips of black paper and put it on the white paper.



4. Glue the black papers you want across the white paper.



All done!
Now you have your own **Mondrian** Inspired Art.



Piet Mondrian (1872-1944)

Piet Mondrian was a Dutch Artist.
He was famous for his abstract (not realistic)
paintings.
His style of art used a lot of lines and shapes for
expression.

