

ALPHABET ACTIVITY

Alphabet Soup

What you need:


- Alphabet foam shapes
- Alphabet cards (Pen and Paper)
- Bowl and spoon




Steps:




1. Put the alphabet foam shapes in a bowl.




2. Write one letter on each card.



3. Mix up all the alphabet foam shapes with a spoon, and use a spoon to scoop up the right alphabet to match the card.



4, 5 and 6. Find the alphabets and place it next to the matching card.



Try with your child:

Recognize the letters and match them to the right card.

Make the sound of the letters together!