





ALPHABET ACTIVITY

Animal Guessing

☐ What you need :

- Photos of animals
- Plastic Alphabet letters
- Scissors
- Pencil
- Paper



1, 2. Trace a couple circles onto your paper and cut it out with scissors to make holes. Then, pick an animal photo, and a plastic letter to go with that animal (Ex. E for Elephants).

3, 4. Take your paper and cover the photo with it, with the holes revealing "hints" for which animal it could be. Place your plastic letter on the paper.



5, 6, 7, 8. Repeat this activity with various other animals and letters, such as P for Panda, G for Giraffe, etc. Look at the “hints” in the holes of the paper with your child. Encourage them to try to say or guess the name of the animal without flipping over the paper.

